



GREENSCAPE

Tree Menu

Southern Live Oak

Native

Sun: Full sun to part shade

Water: Adaptable, drought tolerant once established

Flowers: Inconspicuous

Leaves: Semi-evergreen, evergreen

Fruit: Small oval shaped acorns

Wildlife: Many wildlife uses. Often seen in Florida ecosystems.

Botanical Name: *quercus virginiana*

Height: 40' – 60'

Spread: 60'-100'

Blooms: Spring

Zone: 7 to 10

Native Range: South-Eastern North America

Notes: Picturesque and stately tree, one of our most loved natives. Salt tolerant.



Winged Elm

Native

Sun: Part shade

Water: Medium –well drained

Flowers: n/a

Leaves: Deciduous, yellow fall color

Fruit: Inconspicuous

Wildlife: Small mammals and birds feed on seeds and is a larval host to the Question Mark Butterfly

Notes: A locally native tree that grows quickly

Botanical Name: *Ulmus alata*


Height: 45 to 70 ft

Spread: 30 to 40 ft

Blooms: Inconspicuous

Zone: 6a to 9b

Native Range: Southeastern United States



Riverbirch

Native

Sun: Full sun, tolerates some shade

Water: Prefers moist conditions, but becomes more hardy as roots develop

Flowers: Tiny, borne in catkins

Leaves: Yellow fall color

Fruit: Tiny, borne in catkins

Wildlife: Cover and nesting sites

Botanical Name: *Betula nigra*

Height: 40 to 80 feet

Spread: 20 to 60 feet

Blooms: Late Spring, early Summer

Zone: 4 to 9

Native Range: Florida, to Massachusetts, west to Kansas

Notes: A lovely single or multi-trunk tree, fast growing and prone to shedding branches.



Crape Myrtle

Florida Friendly

Sun: Full sun to part shade

Water: Low

Flowers: Natchez - showy white, Tuscarora – showy pink

Leaves: Good fall color

Fruit: Woody seeds in clusters

Wildlife: Attracts pollinators

Notes: An easy keeper with attractive structure and bark

Botanical Name: *Lagerstroemia indica*

Height: Natchez - 20 feet
Tuscarora – 15 feet

Spread: 15-20 ft

Blooms: Summer

Zone: 6 to 9

Native Range: Asia



Natchez Crape Myrtle



Tuscarora Crape Myrtle

Dahoon Holly

Native

Sun: Full/part sun

Water: Moist

Flowers: Inconspicuous cream colored flowers

Leaves: Evergreen

Fruit: Red berries during winter

Wildlife: Birds enjoy the berries

Notes: Pyramidal tree, with pretty berries that are attractive to wildlife.

Botanical Name: *Ilex cassine*


Height: 20 to 30 feet, occasionally 40 feet

Spread: 8 -12 ft

Blooms: Summer

Zone: 7 to 11

Native Range: Eastern United States from Virginia to Florida to Louisiana



Bald Cypress

Native

Sun: Full sun, will tolerate part sun

Water: Moist, but adaptable and hardy once established

Flowers: Inconspicuous

Leaves: Conifer with lovely fall color

Fruit: Spherical cones that change from green to brown

Wildlife: nesting sites for many species.

Botanical Name: *Taxodium distichum*

Height: 50 to 80 feet

Spread: 20 to 30 feet

Blooms: n/a

Zone: 6 to 11

Native Range: Southeastern North America

Notes: Excellent for beautifying a drainage swale, pond & other wet area



Red Maple

Native

Sun: Full sun to shade

Water: Moist

Flowers: Many small red create a showy bluish

Leaves: Red fall color

Fruit: Showy fruit

Wildlife: Small red fruit attracts wildlife

Notes: Silvery bark and early bloom create a lovely late winter combination

Botanical Name:

Acer rubrum

Height: 60 to 75 feet

Spread: 25 to 35 feet

Blooms: Late winter - early spring

Zone: 4 to 9

Native Range:

Eastern North America



Chastetree

Sun: Part shade, part sun to full sun

Water: Drought tolerant, prefers loose, well drained soil

Flowers: Showy fragrant lavender flowers in summer

Leaves: Green to blue green

Fruit: Fleshy, black

Wildlife: Attractive to honeybees, bumblebees, butterflies and other pollinators

Botanical Name:

Vitex angust-castus

Height: 10 to 15 feet

Spread: 15 to 20 feet

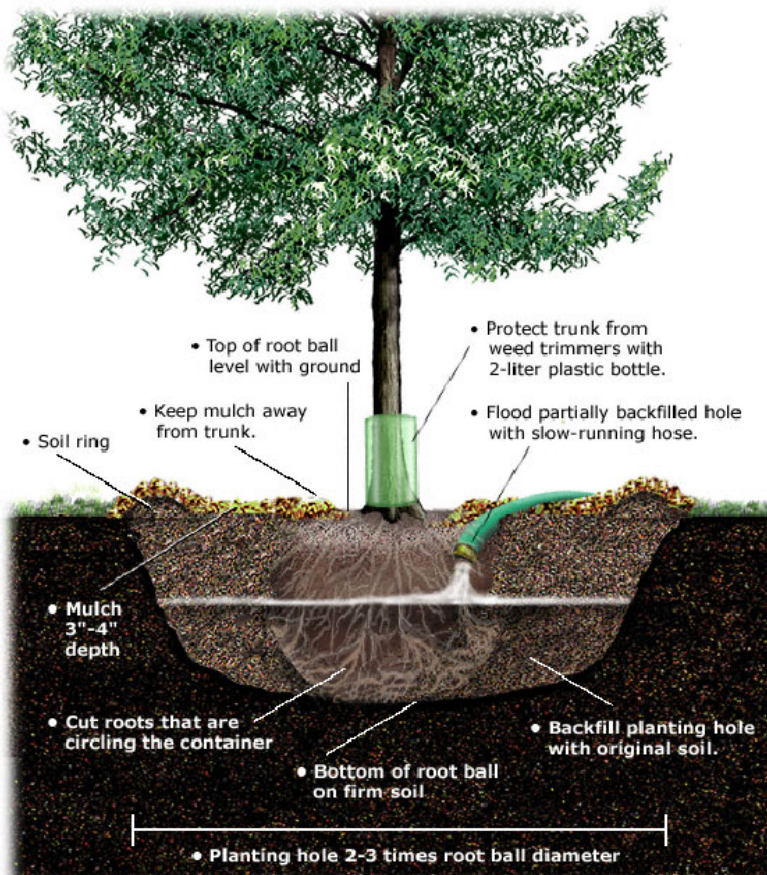
Blooms: Late Spring, early Summer

Zone: 7 to 11

Notes: A lovely multi-trunk tree, fast growing and is often planted where honey is marketed to promote excellent honey production



Plant Your Tree Properly



Don't forget to water your tree!

Water newly planted trees every few days initially, then once a week, depending on the soil conditions and rainfall. Weekly to monthly watering should continue until the tree is established in its soil. A good, slow soaking over several hours is best and may be done with a sprinkler, soaker hose, watering ring or slow drip bucket. You should not keep the soil saturated, but let it dry between your watering. Do not overwater! Too much water can kill a tree. As a general rule, apply two gallons of water for every inch of the tree's diameter each week.

Please consider making a tax-deductible donation to Greenscape.

www.greenscapeofjax.org



Click here to donate

Special thanks to our sponsors

